

TGF

Temple
Garden
Foundation


អង្គការសួនមូលនិធិ

Trustees' annual report and
unaudited financial statements

Registered company number: 06613231

Registered charity number: 1124767

31 December 2022



Contents

Reference and administrative details	3
Trustees' annual report	4
Independent examiner's report	2
Statement of financial activities	13
Balance sheet	14
Notes to the financial statements	16

Reference and administrative details

Trustees Ms C E Marson (resigned 9 December 2022)
Mr B Levitt
Ms S Mckaige
Ms S Sen (resigned 1 May 2022)
Mr A Ferguson
Mr P Wild
Mr R Biro
Ms F Enderlin
Mr M Ferguson

Country Director Mr B Seewald

Finance Manager Ms M Sun

Independent examiner Andrew Niblock
Henderson Loggie LLP
11-15 Thistle Street
Edinburgh
EH2 1DF

Registered office 4 Egerton Gardens
Flat 2 Egerton Gardens,
London
England
SW3 2BS

Registered company number 06613231 (England and Wales)

Registered charity number 1124767



Trustees' annual report

Trustees' report

The Trustees, who are also directors of the charity for the purposes of the Companies Act 2006, present their report with the financial statements of the charity for the year ended 31 December 2022. The Trustees have adopted the provisions of the Statement of Recommended Practice (SORP 'Accounting and Reporting by Charities') issued in March 2005.

Structure, governance and management

Governing document

The charity is controlled by its governing document, a deed of trust, and constitutes a limited company, limited by guarantee, as defined by the Companies Act 2006.

Appointment and training of trustees

Trustees are elected by the Board of Trustees and are appointed on the basis of the skills and the experiences they can bring to the charity. On induction, new Trustees receive a copy of the charity's Memorandum and Articles of Association and are given a detailed description of the charity's mission and work. All current trustees are very familiar with Cambodia and the specific district in which Temple Garden Foundation operates.

Risk management

The Trustees have a duty to identify and review the risks to which the charity is exposed and to ensure appropriate controls are in place to provide reasonable assurance against fraud and error. Risk management is discussed at quarterly Trustee meetings to ensure controls are in place to mitigate the potential risks faced by the charity.

Objectives and activities

Objectives and aims

The objects of the Charity are the relief of poverty, the relief of sickness and the protection of health, in particular by making grants to support projects to deliver the following essential services to disadvantaged communities in rural Cambodia and elsewhere in Asia:

- (a) Clean water supplies;
- (b) Hygienic sewage systems;
- (c) Healthcare services;
- (d) Education;
- (e) Electricity, gas and other essential supplies; and
- (f) Business development.

Founded in 2008, Temple Garden Foundation (TGF) works in partnership with local rural communities in Cambodia. It has on-the-ground operations in Chi Kraeng District, Siem Reap Province. TGF aims to be a catalyst for sustainable development and intends to accomplish this with carefully selected projects designed to maximise community participation and minimise external support over time. TGF selects projects where livelihoods can be improved significantly through simple community initiatives.

At its core, TGF's community development programme focuses on the empowerment of the community. Villagers have plenty of capacity to assist in the improvement of their own lives and, for this reason, all major decisions on projects are in consultation with them. Villagers are challenged to contribute resources as a community to every project that they benefit from, be it labour, money, materials or time.

TGF distinguishes itself from the start by asking villagers to help us understand their community, and focuses on hidden resources already present in the communities. TGF tries to change the typical pattern of dependence by villagers on NGOs and government for support.

Trustees' annual report (continued)

Summary of the main activities undertaken for the public benefit in relation to these objectives

In 2022 TGF worked in 61 villages across six communes in Chi Kraeng district. The total number of beneficiaries of TGF activities in these target villages is difficult to count due to beneficiaries often participating in more than one programme or project. To avoid double counting we have not included total numbers of beneficiaries but, in the result detail below, we report the number of villagers benefiting by project. It is reasonable to say that TGF work has a significant effect on impact on nearly the entire population of each village.

Water And Sanitation Programme

Overview

TGF works with local communities and local government to determine water and sanitation needs in target communities. The projects identified, then incorporate local labour and supported by the village leadership during implementation so the villagers have as much ownership over the process as possible.

Projects & Results

Community WASH monitoring - Periodic assessments of water sanitation and hygiene environment in target villages to understand and identify gaps in sanitation and hygiene practices and areas with limited water sources.

- An assessment of 700 sample households from 12 villages across five communes conducted in December 2022 showed that 98% and 92% of students in our target area have access to water in their school for a school year around.

Well drilling - Development and implementation of low-cost community managed well drilling rig with local drilling team to supply affordable shared bore wells subsidised by private well installations.

- A total of 10 private wells were completed.
- A further 10 wells were attempted and either failed due to difficulties in drilling from the local geology or were completed but did not produce sufficient volumes of water.
- Beneficiaries contributed a total of \$1,200 USD for well installations.

School WASH - Supporting primary schools to plan, manage and install sustainable water, improved sanitation and hygiene facilities furthering educational programs in WASH and improving school environments.

- One school benefited from the installation of WASH infrastructure with the construction of a rainwater harvesting storage and micropore water filtration systems to provide sustainable clean water access.
- TGF also installed handwashing stations with running water for group handwashing activities, renovated the toilet in the target school.
- 1 staff was trained as sanitation and hygiene monitors with responsibility of maintaining the WASH systems and monitoring student use.
- WASH in schools project benefited 284 children and 9 teachers from 1 school.



Trustees' annual report (continued)

Community Piped Water Supply - A piped water supply project was implemented in 2021 to provide households with clean, safe water piped directly to their homes. In 2022 the project was monitored, upgraded and expanded to more households to provide pressurised home water supply.

- 12 new, additional households with 52 direct beneficiaries were connected to the existing system in 2022.
- Beneficiaries contributed \$25 per household to cover connection to the system and ongoing maintenance which will be overseen by the oversight committee.
- One management committee was formed and 5 operators were trained in 5 sessions on operations and financial management in 2022
- A piped water user survey was evaluated and showed that the piped water system is supporting the households with water access through the dry season. The water is mainly used for cooking, laundry and bathroom and saves time, labour and make daily life more convenient by saving time and its easy usage
- For 2023 it is planned to prepare up to two "model households" and connecting piped water in different areas of the household to show the daily effect of having tapped water in different areas of the living area accessible.

Children's Education Programme

Overview

TGF works with local communities, students, parents, teachers, administrators and the Chi Kraeng District Department of Education to improve the reach of primary and secondary school education and to improve the quality of that education in target areas.

Projects & Results

Early Childhood Education - Community based education for children aged 3-5 in remote villages without access to government run kindergarten classes at public school.

- 5 community kindergarten classes were run in 5 villages with 143 students.
- 3 committee meetings with 41 participants and 2 parents' meetings with 81 participants were conducted.
- 5 ECE teachers attended the yearly training workshop.

Teacher and librarian training – The project has the objective to increase the teachers and librarians' knowledge and skills to provide the quality of education to primary school students.

- Worked in 3 target schools with 12 teachers and 3 librarians and conducted 3 workshops/trainings with 18 participants (teachers, librarians and directors).
- Cooperated with the Provincial Teacher Training college to develop online training for contract teachers. As the results we developed the teaching methodology lesson plans for video shooting for 4 subjects which will be launched in 2023.
- Cooperated with the best Mathematics and Khmer teachers in Kampong Kdei high school to develop the program for contract teachers to pass the entrance exams for teacher training college. As the results, 32 contract teachers registered for the program to study core subjects for examination preparation.

Trustees' annual report (continued)

Teacher and Librarian training (*continued*)

- Trained 16 coaches to support teachers in our target schools and help the weak students who do not meet the benchmark test. As the results, they assist 254 weak students in Khmer from grade 1 to 6 in 3 core target schools (total of 859 students). 77% percent of weak students passed to get to next grade
- Trained 8 directors and 16 lead teachers to develop performance targets and monitoring framework, evaluation for educators and students results.
- 16 lead teachers in 8 target primary schools provided monthly reports with the supports from 8 directors (completed 81% of their framework)

Teacher networking - Strengthen the connection between teachers in TGF target schools to share experiences, challenges and solutions. Furthermore, create possibility to connect with the communities, parents and the world through social media.

- Conducted a workshop about how to select the lead teachers and develop the frame work of lead teachers with the participant of 16 lead teachers and 8 directors of 8 primary schools.
- Conducted a workshop about how to use the social media, such as Gmail, Telegram, Facebook page with the participants of 16 lead teachers and 8 directors
- 8 target primary schools have own FB page for educational purpose and the teacher telegram group has 64 group members; 1 Telegram group for directors and lead teachers
- Conducted monthly technical meeting organized by lead teachers and using monitoring tools to follow up.
- Conducted annual teacher workshop for network members to meet, reflect, share experiences and discuss challenges.

Supplementary classes and resources – Both components following TGFs new strategy to ensure teachers and students have access to high quality resources and complete the national curriculum. In order to achieve the objective.

- Supplementary classes were developed and implemented and 77% of 254 weak students passed to the next grad.
- 99% of the curriculum for Mathematics and Khmer were completed.
- The activities for upgrading 3 primary school libraries to a 21st – century library got delayed and started end of 2022 and will be finished in first quarter of 2023.
- 3 targets schools with a total of 859 students, 3 directors, 3 librarians and 24 teachers will be provided with 90 laptops, KAPE resources, 1000 general books for classrooms and library and their school libraries are going to be renovated and updated to 21st- century libraries.

School Support (Management) Committees (SSC/SMC) – Support and mentoring for primary school administrators, teachers, parents and students who are tasked with overseeing the management and leading development of each school.

8 School Management Committees in 8 target primary schools with 77 members were supported. 4 capacity building training workshops with 77 participants were conducted for SSC members and one monitoring tool and one monitoring framework were developed.



Trustees' annual report (continued)

Income Generation Programme

Overview

TGF partners with local communities to promote savings schemes and increase access to low interest credit to start or improve business activities. TGF collaborates with the Provincial Department of Agriculture to provide agricultural vocational training in the form of experiential farm-based training for village groups, business skills training, market linkage, and assistance to entrepreneurs in target areas to start their own businesses. The organisation also works with farmers to collectivise their agricultural activities through an Agricultural Cooperative aimed at reducing farm inputs and increasing profits for produce and crops as well as returning annual dividends to members.

Projects & Results

Savings Groups – Community managed savings and credit groups which meet monthly and initially focus on building savings group capital through regular savings. After several months' members can begin to apply for loans with the group, especially for business and income-generation activities.

- TGF supported villagers to administer 41 savings groups in 5 communes in 2022. Total year-end membership was 1,744 villagers with 98% female. Year-end capital of 41 existing groups was \$ 485,649 in December 2022 compared with \$423,536 in December 2021 representing a 15% growth in capital from December 2021.
- 2 new savings groups were formed.
- 2965 microloans were given to savings groups members in 2022.
- A yearly savings group assessment shows that 92% of TGFs savings groups are well functioning and 8% are sustain savings groups.

Integrated Farmer Field Schools (IFFS) - Vocational farms established at one location in a village operating as the 'school' for up to 15 'student' farmers. Together with TGF staff participants work through a 14-week curriculum focused on the production of various vegetables, chicken and fish production. The course also introduces the concept of integrating elements of the farm through the use of bio-digesters to produce electricity as well as the production of natural fertilisers and pesticides. Student farmers work together to identify common pests and diseases and learn about methods to control and reduce them. External training is provided by the Provincial Department for Agriculture.

- A total of 85 IFFS trainees participated in 14 weeks of tuition at 5 village locations in 3 communes. Pre and post training assessments of participants showed that 100% of participants increased their household income. The total income of all participants raised from \$528 to \$2,238 (raise of 324% total income in 10 months).
- Two vegetable producer groups were established with 8 households participating while 3 new chicken producer groups were also established.

Commercial Farm extension – Larger commercial scale test farms for farmer field school participants that are interested in scaling up their home gardens. At these sites students focus on the production of one or two vegetables to supply the local market. Participants learn about the challenges and methods required and received mentoring and support to expand their own farms and access the local market.

- We started 3 commercial farms. Pre and post assessments show that the cultivated land size was raised 300% with a raised total income of 471% after 4 months.

Trustees' annual report (continued)

Agricultural Cooperative – A cooperative of farmers who sell shares to raise funds for shared business activities such as rice cultivation and agricultural input supply. The cooperative pays an annual dividend on shares based on the profits made from its activities and offers discounted services to members.

- Agricultural Cooperative (AC) has 104 members (85 females) and 925 shares (1 share = 50,000 riel).
- In 2022 membership decreased by 2%, while the number of shares increased by 61% when compared to previous year.
- Leadership/management and bookkeeping training was provided 2 times to 9 AC committee members (5 females).
- \$1.75 dividends per share were paid with a profit of 14% per share.

Business development – Support for local entrepreneurs to establish micro-businesses to increase incomes and support for savings group members to establish group businesses to increase group capital.

- 30 of 34 microbusinesses (88%) established previously continued to operate at the end of 2022 generating \$23,080 in profit with 159 direct beneficiaries. All business activities include; mushroom farming, mobile food vendors, grocery stores, chicken raising and tailoring.
- In 2022 4 additional microbusinesses were established.

Health Programme

Overview

The Health Programme is meant to augment and complement the existing public health system in the target area. After many years of working closely with local authorities and local health centres, we achieved significant improvements in health. With those achievements and the fact that other NGOs joined working in Chi Kraeng district focusing on health projects, TGF slowly reduced the direct work in the commune health centres, while still providing support in the vaccination outreach in remote villages and supporting the Health Centre – Village Health Support Group (HC-VHSG) meetings.

Projects & Results

Health outreach services – Support for public health worker and volunteer monthly outreach to help organize and deliver immunization, anti-parasitic and vitamin supplementation.

- TGF conducts monthly VSHG meetings and monitors and supports National Immunization Program (NIP) activities in 21 villages in 5 communes to reach the yearly target of immunization of children under 1 year old.
 - 621 children under 1 completed the Expanded Programme of Immunization within their first year of life (the number is lower than previous years, due to the fact that the JE vaccine was out of stock at PHD and MoH since August)
 - 968 children under 1 completed BCG
 - 986 children under 1 completed DPT
 - 992 children under 1 completed IPV
 - 946 children under 1 completed PCV
 - 881 children under 1 completed Measle



Trustees' annual report (continued)

Malnutrition project – Biannual monitoring of the nutritional status of all children under 5 in target villages to assess the nutritional status of the community and identify malnourished children. Children with severe acute wasting are referred to the health centre for secondary screening and receive home based nutrition intervention for 2 months to improve nutrition.

- TGF supported VHSGs and Health Centre staff conducted nutrition screening based on WHO MAM-SAM protocols with monitoring and supervision provided by Operational District, Provincial and National level Ministry of Health (MoH) staff. Screening sessions were conducted with 1884 children participating from 35 villages in 5 target communes.
- TGF was working with community health workers and identified 19 severely wasting children and 77 moderate wasting children. 96 Children received BP-100 micro nutrition supplement therapy for 3 months and nutrition education and nutrition packs were provided to families and their health became normal.
- Wasting:
 - Normal = 1788 children (94.6%)
 - Moderate = 77 children (4.6%): provide BP-100
 - Severe = 19 children (0.9%): provide BP-100
- Underweight:
 - Normal = 1434 children (76.1%)
 - Moderate = 343 children (18.2%)
 - Severe = 107 children (5.7%)
- Stunting:
 - Normal = 1451 children (76.8%)
 - Moderate = 302 children (15.7%)
 - Severe = 131 children (7.6%)

Reserve Policy

TGF has raised enough unrestricted funds to enable operations to end 2022 with some funding for 2023 also secured. TGF remains a small Charity operation (2022 Budget is circa USD 330,000) with the flexibility to adjust budget spending where necessary depending on funding. The trustees and management continue to review expenditure and income on a monthly basis and will make adjustments if and when required.

Financial Review

The financial performance is set out on page 13 and 14 of these financial statements. The surplus for the year is \$3,899 (2021 deficit: \$33,760). At 31 December 2022, the Trust had net current assets of \$385,521 (2021: \$381,622) represented by \$77,506 (2021: \$77,506) of designated funds, \$9,554 (2021: \$74,573) of restricted funds and \$298,461 (2021: \$229,543) of unrestricted funds. The Trustees consider the financial performance to be satisfactory.

Financial Control

The trustees acknowledge responsibility for the company's system of internal financial control and believe the established systems including the computerization of the company's financial accounts are appropriate to the not-for-profit charitable organisation. No material losses or contingencies have arisen during the 12 months operations that would require disclosure by the trustees.

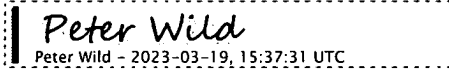
At the time of approving these accounts it is the intention of the directors to continue to support the company, the funds raised being sufficient to ensure the company has adequate resources to continue its current not-for-profit activities and the directors have adopted a going concern basis in preparing the accounts.

It is the view of the directors that the accounts presented represent a true and fair view of the state of affairs of the company for the 12 months to 31st December 2022. Suitable accounting policies have been established and applied consistently and disclosed with reasonable accuracy the financial position of the company.

Trustees' annual report (continued)

Approval of the accounts

These financial statements have been prepared in accordance with the special provisions of Part 15 of the Companies Act 2006 relating to small charitable companies and are signed on behalf of the Board by:


Peter Wild - 2023-03-19, 15:37:31 UTC

Peter Wild
Trustee

17 March 2023



Independent examiner's report to the Trustees of the Temple Garden Foundation

I report on the financial statements of the charity for the year ended 31 December 2022 which are set out on pages 13 to 24.

Respective responsibilities of trustees and examiner

The charity's trustees (who are also the directors of the company for the purposes of company law) are responsible for the preparation of the financial statements in accordance with the requirements of the Companies Act 2019. The charity's trustees consider that an audit is not required for the year under section 144 of the Charities Act 2011 ("the Charities Act") and that an independent examination is needed.

The charity's gross income exceeded £250,000 and I am qualified to undertake the examination by being a qualified member of the Institute of Chartered Accountants of Scotland.

It is my responsibility to:

- Examine the financial statements under section 145 of the Charities Act;
- Follow the procedures laid down in the general Directions given by the Charity Commission (under section 145(5)(b) of the Charities Act); and
- State whether particular matters have come to my attention.


Basis of independent examiner's report

My examination was carried out in accordance with the general Directions given by the Charity Commission. An examination includes a review of the accounting records kept by the charity and a comparison of the financial statements presented with those records. It also includes consideration of any unusual items or disclosures in the financial statements, and seeking explanations from the trustees concerning any such matters. The procedures undertaken do not provide all the evidence that would be required in an audit, and consequently no opinion is given as to whether the financial statements present a "true and fair view" and the report is limited to those matters set out in the statement below.

Independent examiner's statement

In connection with my examination, no matter has come to my attention to indicate that:

- accounting records have not been kept in accordance with Section 386 of the Companies Act 2006;
- the accounts do not accord with such records;
- where accounts are prepared on an accruals basis, whether they fail to comply with relevant accounting requirements under section 396 of the Companies Act 2006, or are not consistent with the Charities SORP (FRS 102)
- any matter which the examiner believes should be drawn to the attention of the reader to gain a proper understanding of the accounts.



Andrew Niblock - 2023-03-20, 18:58:12 UTC

Andrew Niblock CA (*Independent Examiner*)

Partner

For and on behalf of Henderson Loggie LLP

11-15 Thistle Street,

Edinburgh

EH2 1DF

17 March 2023



Statement of financial activities (incorporating income and expenditure account)
for the year ended 31 December 2022

	Notes	Designated 2022 \$	Unrestricted 2022 \$	Restricted 2022 \$	Total funds 2022 \$	Designated 2021 \$	Unrestricted 2021 \$	Restricted 2021 \$	Total funds 2021 \$
Income from:									
Donations and legacies	3	-	50,962	34,356	85,318	-	38,095	177,128	215,223
Activities for generating funds	4	-	234,151	-	234,151	-	75,237	-	75,237
Income from investments	5	-	102	-	102	-	65	-	65
Other income	6	-	3,822	-	3,822	-	76	-	76
Total income		-	289,037	34,356	323,393	-	113,473	177,128	290,601
Expenditure on:									
Expenditure on charitable activities	7	-	-	(53,908)	(53,908)	-	-	(76,163)	(76,163)
Water and Sanitation Programme		-	-	(67,848)	(67,848)	-	-	(63,933)	(63,933)
Income Generation Programme		-	-	(86,261)	(86,261)	-	-	(55,034)	(55,034)
Children's Education Programme		-	-	(6,650)	(6,650)	-	-	(50,986)	(50,986)
Health Programme		-	(104,827)	-	(104,827)	-	(78,245)	-	(78,245)
Field Support		-	-	-	-	-	-	-	-
Total expenditure		-	(104,827)	(214,667)	(319,494)	-	(78,245)	(246,116)	(324,361)
Net income/(expenditure)		-	184,210	(180,311)	3,899	-	35,228	(68,988)	(33,760)
Transfers between funds	14	-	(115,292)	115,292	-	-	(62,746)	62,746	-
Net movement in funds		-	68,918	(65,019)	3,899	-	(27,518)	(6,242)	(33,760)
Total funds brought forward		77,506	229,543	74,573	381,622	77,506	257,061	80,815	415,382
Total funds carried forward		77,506	298,461	9,554	385,521	77,506	229,543	74,573	381,622

Balance sheet
at 31 December 2022

	Notes	Designated 2022 \$	Unrestricted 2022 \$	Restricted 2022 \$	Total funds 2022 \$	Designated 2021 \$	Unrestricted 2021 \$	Restricted 2021 \$	Total funds 2021 \$
Fixed assets									
Tangible assets	10	-	2,007	-	2,007	-	2,787	-	2,787
Current assets									
Stock		-	-	4,669	4,669	-	-	2,765	2,765
Debtors	11	-	27,562	-	27,562	-	32,181	-	32,181
Cash at bank and in hand		77,506	280,105	4,885	362,496	77,506	208,637	71,808	357,951
		<u>77,506</u>	<u>307,667</u>	<u>9,554</u>	<u>394,727</u>	<u>77,506</u>	<u>240,818</u>	<u>74,573</u>	<u>392,897</u>
Current liabilities									
Creditors: amounts falling due within one year	12	-	(11,213)	-	(11,213)	-	(14,062)	-	(14,062)
Net current assets		<u>77,506</u>	<u>296,454</u>	<u>9,554</u>	<u>383,514</u>	<u>77,506</u>	<u>226,756</u>	<u>74,573</u>	<u>378,835</u>
Total assets less current liabilities		<u>77,506</u>	<u>298,461</u>	<u>9,554</u>	<u>385,521</u>	<u>77,506</u>	<u>229,543</u>	<u>74,573</u>	<u>381,622</u>
Net assets		<u>77,506</u>	<u>298,461</u>	<u>9,554</u>	<u>385,521</u>	<u>77,506</u>	<u>229,543</u>	<u>74,573</u>	<u>381,622</u>
Funds of the charity	13, 14								
Designated funds					77,506				77,506
Unrestricted funds					298,461				229,543
Restricted funds					9,554				74,573
Total charity funds					<u>385,521</u>				<u>381,622</u>

Balance sheet *(continued)*
at 31 December 2022

The charitable company is entitled to exemption from audit under the provisions of section 477 of the Companies Act 2006 for the year ended 31 December 2022.


The members have not required the charitable company to obtain an audit for its financial statements for the year ended 31 December 2022 in accordance with section 476 of the Companies Act 2006.

The Trustees acknowledge their responsibilities for:

- ensuring that the charitable company keeps accounting records which comply with sections 386 and 387 of the Companies Act 2006; and
- preparing financial statements which give a true and fair view of the state of affairs of the charitable company as at the end of the financial year and of its surplus or deficit for each financial year in accordance with the requirements of sections 394 and 396 and which otherwise comply with the requirements of the Companies Act relating to financial statements, so far as applicable to the charitable company.

These financial statements have been prepared in accordance with the special provisions of Part 15 of the Companies Act 2006 relating to small charitable companies and in accordance with FRS 102 SORP.

The financial statements were approved by the Board of Trustees on 17 March 2023 and signed on its behalf by:


Peter Wild - 2023-03-19, 15:37:31 UTC

Peter Wild
Trustee

Registered company number: 06613231



Notes to the financial statements

1 Accounting policies

The following accounting policies have been applied consistently in dealing with the items which are considered material in relation to the company's financial statements.

Accounting convention

The financial statements have been prepared on a going concern basis in accordance with applicable accounting standards and under the historical cost accounting rules and in accordance with applicable accounting standards. The charity is a public benefit entity. The accounts comply with the Statement of Recommended Practice (SORP) FRS102: Accounting and Reporting by Charities (revised 2018) and with the Financial Reporting Standard applicable in the United Kingdom and Republic of Ireland (FRS 102) and with the Charities Act 2011. The accounts comprise two primary financial statements, the Statement of Financial Activities (incorporating the income and expenditure) and the Balance Sheet. Temple Garden Foundation meets the definition of a public benefit entity under FRS102.

Going concern

These accounts have been prepared on the going concern basis which assumes that the charity will continue its operations. There are no material uncertainties that exist or material changes in the way the charity operates and having considered the effects of the current COVID-19 pandemic, the Directors consider it appropriate to prepare accounts on a going concern basis.

Foreign Currency

The charity operates primarily in Cambodia, a country in which the operational currency is US Dollars. The financial statements have therefore been presented in this operation currency.

Incoming resources

All incoming resources are included on the Statement of Financial Activities when the charity is legally entitled to the income and the amount can be quantified with reasonable accuracy.

Resources expended

Expenditure is accounted for on an accruals basis and has been classified under headings that aggregate all cost related to the category. Where costs cannot be directly attributed to particular headings they have been allocated to activities on a basis consistent with the use of resources.

Tangible fixed assets

Tangible fixed assets are stated at cost less depreciation. There is a de-minimus level of \$200 below which assets are not capitalised. Depreciation is calculated so as to write off the cost of an asset, less its estimated residual value, over the useful economic life of that asset as follows:

Computer equipment	33% straight line
Office equipment	33% straight line
Plant and machinery	33% straight line
Vehicles	33% straight line

Notes to the financial statements *(continued)*

1 Accounting policies *(continued)*

Stock

Stock consists of items purchased for use on the various projects undertaken by the charity. Stock items are held at cost and are released to the Statement of Financial Activities as they are used.

Debtors

Other debtors are recognised at the settlement amount due. Prepayments are valued at the amount prepaid net of any trade discounts due.

Creditors and provisions

Creditors and provisions are recognised where the charity has a present obligation resulting from a past event that will probably result in a transfer of funds to a third party and the amount due to settle the obligation can be measured or estimated reliably. Creditors and provisions are normally recognised at their settlement amount after allowing for any trade discounts due.

Taxation

The charity is exempt from corporation tax on its charitable activities.

Cash flow statement

The company is exempt from the requirement to prepare a cash flow statement on the grounds that it is a small entity.

Fund accounting

If parts of the unrestricted funds are earmarked at the discretion of the Trustees for a particular purpose, they are designated as a separate fund.

Unrestricted funds can be used in accordance with the charitable objectives at the discretion of the Trustees.

Restricted funds can only be used for particular restricted purposes within the objects of the charity. Restrictions arise when specified by the donor or when funds are raised for particular restricted purposes.

2 Net incoming resources

	2022	2021
Net incoming resources are stated after charging	\$	\$
Depreciation – Owned assets	1,439	1,590
Independent examiner's fee	3,553	3,809



Notes to the financial statements *(continued)*

3	Voluntary income	Designated 2022 \$	Unrestricted 2022 \$	Restricted 2022 \$	Total 2022 \$	Designated 2021 \$	Unrestricted 2021 \$	Restricted 2021 \$	Total 2021 \$
	Sofina	-	-	15,000	15,000	-	5,046	154,954	160,000
	Siam Commercial Bank	-	-	-	-	-	10,000	-	10,000
	Scanpro	-	-	-	-	-	4,800	-	4,800
	UWC	-	-	15,943	15,943	-	4,700	14,454	19,154
	Individual donors	-	50,962	-	50,962	-	13,549	-	13,549
	Villager income	-	-	3,413	3,413	-	-	4,940	4,940
	Other	-	-	-	-	-	-	2,780	2,780
		<u>-</u>	<u>50,962</u>	<u>34,356</u>	<u>85,318</u>	<u>-</u>	<u>38,095</u>	<u>177,128</u>	<u>215,223</u>
		<u>-</u>	<u>50,962</u>	<u>34,356</u>	<u>85,318</u>	<u>-</u>	<u>38,095</u>	<u>177,128</u>	<u>215,223</u>
4	Activities for generating funds	Designated 2022 \$	Unrestricted 2022 \$	Restricted 2022 \$	Total 2022 \$	Designated 2021 \$	Unrestricted 2021 \$	Restricted 2021 \$	Total 2021 \$
	Fundraising event	-	234,151	-	234,151	-	75,237	-	75,237
		<u>-</u>	<u>234,151</u>	<u>-</u>	<u>234,151</u>	<u>-</u>	<u>75,237</u>	<u>-</u>	<u>75,237</u>
5	Investment income	Designated 2022 \$	Unrestricted 2022 \$	Restricted 2022 \$	Total 2022 \$	Designated 2021 \$	Unrestricted 2021 \$	Restricted 2021 \$	Total 2021 \$
	Bank interest	-	102	-	102	-	65	-	65
		<u>-</u>	<u>102</u>	<u>-</u>	<u>102</u>	<u>-</u>	<u>65</u>	<u>-</u>	<u>65</u>



Notes to the financial statements (continued)

6 Other income	Designated	Unrestricted	Restricted	Total	Designated	Unrestricted	Restricted	Total
	2022	2022	2022	2022	2021	2021	2021	2021
	\$	\$	\$	\$	\$	\$	\$	\$
Telephone card income	-	42	-	42	-	76	-	76
Profit on sale of asset	-	3,780	-	3,780	-	-	-	-
	-	3,822	-	3,822	-	76	-	76

7 Charitable activities

	Field Support	Water and Sanitation Programme	Income Generation Programme	Children's Education Programme	Health Programme	Total
	2022	2022	2022	2022	2022	2022
	\$	\$	\$	\$	\$	\$
Salary costs (note 9)	56,592	31,909	34,026	32,073	5,782	160,382
Project materials	-	10,967	22,708	43,292	-	76,967
Insurance	70	32	32	32	-	166
Motor expenses	190	4,041	4,045	4,042	270	12,588
Telephone costs	510	448	459	449	34	1,900
Postage and stationery	63	68	44	29	8	212
Travel	460	150	150	156	-	916
Sundry	5,554	3,316	3,435	3,241	297	15,843
Depreciation	719	228	228	228	36	1,439
Training	80	26	27	27	-	160
Office costs	5,245	2,723	2,694	2,692	223	13,578
Bank charges	6,138	-	-	-	-	6,138
Exchange loss	24,853	-	-	-	-	24,853
Governance costs						
Legal and professional fees	800	-	-	-	-	800
Independent examiner's fee	3,553	-	-	-	-	3,553
	104,827	53,908	67,848	86,261	6,650	319,494

Notes to the financial statements *(continued)*

7 Charitable activities *(continued)*

	Field Support 2021 \$	Water and Sanitation Programme 2021 \$	Income Generation Programme 2021 \$	Children's Education Programme 2021 \$	Health Programme 2021 \$	Total 2021 \$
Salary costs (note 9)	60,097	31,543	35,806	29,193	22,369	179,008
Project materials	-	36,669	19,117	17,827	21,388	95,001
Insurance	70	25	25	25	25	170
Motor expenses	-	2,535	2,535	2,535	2,535	10,140
Telephone costs	600	465	585	465	345	2,460
Postage and stationery	107	1	40	27	20	195
Travel	110	27	27	35	28	227
Sundry	2,960	2,375	3,275	2,403	1,752	12,765
Depreciation	794	199	199	199	199	1,590
Training	378	94	94	95	95	756
Office costs	4,778	2,230	2,230	2,230	2,230	13,698
Bank charges	4,635	-	-	-	-	4,635
Exchange gain	(872)	-	-	-	-	(872)
Governance costs						
Legal and professional fees	779	-	-	-	-	779
Independent examiner's fee	3,809	-	-	-	-	3,809
	<u>78,245</u>	<u>76,163</u>	<u>63,933</u>	<u>55,034</u>	<u>50,986</u>	<u>324,361</u>

Notes to the financial statements *(continued)*

8 Trustees' remuneration and benefits

No Trustee received remuneration or benefits in the year ended 31 December 2022 (2021: 0 trustees - \$Nil).

Trustees' expenses

No Trustee received reimbursement of expenses in the year ended 31 December 2022 (2021: 0 trustees - \$Nil).

9 Staff costs

	2022	2021
	\$	\$
Wages and salaries	160,382	179,008

No employee received remuneration in excess of \$72,610 (£60,000). The average number of employees during the year was 14 (2021: 17).

Compensation paid to key management personnel was \$53,091 (2021; \$52,233).

10 Tangible fixed assets

	Computer equipment \$	Office equipment \$	Vehicles \$	Total \$
Cost				
At 1 January 2022	8,709	1,826	15,416	25,951
Additions	-	659	-	659
Disposals	-	-	-	-
At 31 December 2022	8,709	2,485	15,416	26,610
Depreciation				
At 1 January 2022	(6,214)	(1,534)	(15,416)	(23,164)
Charge for year	(1,322)	(117)	-	(1,439)
Disposals	-	-	-	-
At 31 December 2022	(7,536)	(1,651)	(15,416)	(24,603)
Net book value				
At 31 December 2022	1,173	834	-	2,007
At 31 December 2021	2,495	292	-	2,787



Notes to the financial statements *(continued)*

11 Debtors

	2022	2021
	\$	\$
Other debtors	10,257	25,143
Prepayments and accrued income	17,305	7,038
	27,562	32,181
	27,562	32,181

12 Creditors: Amounts falling due within one year

	2022	2021
	\$	\$
Other creditors	6,079	9,306
Accruals and deferred income	5,134	4,756
	11,213	14,062
	11,213	14,062

13 Analysis of net assets

	Fixed assets	Current assets	Current liabilities	Net funds
2022	\$	\$	\$	\$
Designated funds				
Future funding	-	77,506	-	77,506
Unrestricted funds				
Field Support	2,007	307,667	(11,213)	298,461
Restricted funds				
Health Programme	-	9,554	-	9,554
	2,007	394,727	(11,213)	385,521
Total funds	2,007	394,727	(11,213)	385,521
2021	Fixed assets	Current assets	Current liabilities	Net funds
	\$	\$	\$	\$
Designated funds				
Future funding	-	77,506	-	77,506
Unrestricted funds				
Field Support	2,787	240,818	(14,062)	229,543
Restricted funds				
Health Programme	-	74,573	-	74,573
	2,787	392,897	(14,062)	415,382
Total funds	2,787	392,897	(14,062)	415,382

Notes to the financial statements (continued)

14 Movement in funds	Balance at 1 Jan 22	Incoming resources	Resources expended	Transfers between funds	Balance at 31 Dec 22
2022	\$	\$	\$	\$	\$
Designated funds					
Future funding	77,506	-	-	-	77,506
Unrestricted funds					
Field Support	229,543	289,037	(104,827)	(115,292)	298,461
Restricted funds					
Water and Sanitation Programme	-	17,976	(53,908)	35,932	-
Children's Education Programme	49,410	15,000	(86,261)	21,851	-
Income Generation Programme	8,959	1,380	(67,848)	57,509	-
Health Programme	16,204	-	(6,650)	-	9,554
	74,573	34,356	(214,667)	115,292	9,554
Total funds	381,662	323,393	(319,484)	-	385,521
2021					
	\$	\$	\$	\$	\$
Designated funds					
Future funding	77,506	-	-	-	77,506
Unrestricted funds					
Field Support	257,061	113,473	(78,245)	(62,746)	229,543
Restricted funds					
Water and Sanitation Programme	-	13,417	(76,163)	62,746	-
Children's Education Programme	990	103,454	(55,034)	-	49,410
Income Generation Programme	23,892	49,000	(63,933)	-	8,959
Health Programme	55,933	11,257	(50,986)	-	16,204
	80,815	177,218	(246,116)	62,746	74,573
Total funds	415,382	290,601	(324,361)	-	381,622

Restricted funds

Water and Sanitation Programme (Formerly Infrastructure Programme)

Funded in 2022 by Sofina and UWC, the programme involves working with local communities and local government to determine infrastructure and sanitation needs in target communities.

Children's Education Programme

Funded in 2022 by Sofina, the programme aims to improve the reach and quality of primary and secondary school education in target areas.



Notes to the financial statements *(continued)*

14 Movement in funds *(continued)*

Restricted funds *(continued)*

Income Generation Programme Funded by Sofina, the programme aims to improve adult education and vocational training and includes activities such as market linkage and job placement.

Health Programme

Funded by Sofina and UWC, the programme aims to complement the existing public health system in target areas.

Designated future funds

The fund was set up to build up one year's funding requirements and this will be achieved by designating unrestricted donations when deemed appropriate by Trustees.

Transfers between funds

During the year a transfer of \$115,292 has been made from unrestricted funds to the Water and Sanitation programme of \$35,932, to the Children's Education Programme of \$21,851 and to the Income Generation Programme of \$57,509, to meet the deficits arising on the funds at the year end.

15 Financial Instruments	2022	2021
	\$	\$
Carrying amount of financial assets		
Financial assets measured at fair value through profit and loss	10,257	25,143
	<u> </u>	<u> </u>

Financial assets that are debt instruments measured at fair value comprise of other debtors.

Financial liabilities measured at amortised cost comprise of accruals and other creditors.

16 Trustee donations

The total amount donated to the Foundation during the year by trustees was \$10,130 (2021: \$11).

17 Ultimate controlling party

The charitable company is constituted by its Memorandum and Articles of Association and is controlled by the elected trustees.